



Agency Priority Goal Action Plan

Violent Crime Reduction

Goal Leader:

Jolene Lauria, Deputy Assistant Attorney General/Controller

Overview

Goal Statement

In the past four decades, we have won great victories against crime in America. Although the overall violent crime rate decreased for several decades, the FBI's annual report on national crime statistics revealed an increase in the national violent crime rate of 7 percent between 2014 and 2016. The causes of violent crime are many and varied, therefore, reducing violent crime requires a holistic approach that addresses law enforcement, as well as social and economic factors that contribute to increases in violent crime. The Department's primary role in that framework is enforcing the law and improving public safety.

By September 30, 2019, the Department of Justice will: Increase the percentage of non-Consolidated Organization Target (non-CPOT) gang/criminal enterprise dismantlements by 30% increase over the baseline of 150; increase the number of National Integrated Ballistic Information (NIBIN) "hits/leads," that is the linkage of two or more shootings to the same firearm, based upon comparisons of 3D digital ballistic images of spent shell casings recovered from crime scenes and from crime gun test-fires by 55,000; and favorably resolve 90% of federal "violent crime" cases.

Milestones: As part of the enhanced Project Safe Neighborhoods program, the United States Attorney's Offices will develop and implement a district-specific violent crime reduction strategy. By 2018, 75% of districts would have implemented violent crime reduction strategies. By 2019, 100% of districts would have implemented violent crime reduction strategies.

Overview Cont.

- **Challenges**

- Criminal organizations threaten all communities across the U.S. Gangs remain key distributors of narcotics and are sophisticated and flagrant in their use of firearms for violence and intimidation. According to the 2015 National Gang Report (NGR), gang membership and gang-related crime continue to rise— both on the street and in prison – and pose a significant threat to public safety in most jurisdictions across the nation.
- The law enforcement community has long recognized the clear link between the availability of criminally possessed firearms and violent crime. Firearm violence associated with drug trafficking and violent crime threatens citizens' safety while eroding the quality of life in American cities.

- **Opportunities**

- To enter into meaningful partnerships with local law enforcement, public officials, and leaders in communities to safeguard the public. Ongoing efforts ensure that partnerships remain relevant and collaborative. The Department will leverage the partnerships forged in the Project Safe Neighborhoods and National Public Safety Partnerships to reduce violent crime by targeting and dismantling the criminal organizations that pose the greatest threat to public safety. This is the most effective means of assisting these communities in achieving a sustainable reduction in violent crime.
- To use ATF's National Integrated Ballistic Information Network (NIBIN) program to reduce gun violence through evidence-based targeting, investigation, and prosecution of shooters and their sources of crime guns. NIBIN is a vital resource for ATF and its law enforcement partners in identifying trigger-pullers and removing violent offenders from America's streets.

Leadership and Partners

Core Leadership Team:

- Alcohol, Tobacco, Firearms, and Explosives (ATF)
- Drug Enforcement Administration (DEA)
- Federal Bureau of Investigations (FBI)
- Criminal Division (CRM)
- U.S. Attorney's Office (USAO)

Other Participating Components:

- United States Marshals Service (USMS)
- Organized Crime Drug Enforcement Task Forces (OCDETF)
- Office of Justice Programs (OJP)
- Community Oriented Policing Services (COPS)
- Office of Violence Against Women
- INTERPOL Washington (IPOL)
- Civil Rights Division (CRT)
- Office of Tribal Justice

Stakeholders:

- State and local law enforcement communities
- Civic leaders
- The public

Goal Structure & Strategies

In order to combat violent crime, the Department will implement targeted strategies to increase effective law enforcement and coordinated investigations in partnership with state, local, and tribal law enforcement agencies, as well as local communities. The locally-based violent crime reduction efforts target the most significant violent criminals.

Strategy: Disrupt and dismantle violent transnational criminal organizations and gangs, such as MS-13

The Department works to reduce violent gang crime by targeting and dismantling gangs that pose the greatest threat to public safety. To address this threat, the Department is committed to vigorous enforcement efforts against violent transnational criminal organizations and gangs such as MS-13, using all of the tools at the Department's disposal.

- To increase the percentage of non-CPOT gang/criminal enterprise dismantlements.

Strategy: Support our state and local partners in making our communities safe

As part of the Department's nationwide violence reduction strategy, the Department will support, train, and work in partnership with state, local, and tribal partners to make communities safer.

- Maximize partnerships with other federal, state, local, and tribal law enforcement agencies to identify and arrest armed offenders within our communities, concentrating joint resources in areas experiencing disproportionate or sharply escalating levels of violent crime.
- Continuously improve intelligence collection, sharing, and training regarding criminal organizations. Increase and improve coordination with our law enforcement partners in the collection and sharing of intelligence to support investigations. Aggressively use technology to gather, analyze, exploit, and disseminate key trends and actionable leads. Drive collaborative efforts between investigations conducted by different agencies.

Goal Structure & Strategies cont.

Strategy: Identify, arrest, and prosecute violent criminals for gun violence and other violent crimes

The Department will identify the offenders who are committing crimes in the most violent locations, and ensure that they are prosecuted in the jurisdiction—federal, state, local, or tribal—that will provide the most appropriate and immediate sanction.

- To increase the number of investigative “hits/leads” generated by ATF’s NIBIN system, the NIBIN National Correlation and Training Center (NNCTC) will be expanded. The NIBIN system is a collection of 3D digital ballistic images of spent shell casings recovered from crime scenes and from crime gun test-fires. Through the examination and comparison of digital images in the system, examiners are able to determine if shell casings were fired by the same gun. By linking two or more shootings to the same firearm, the NIBIN system provides crucial investigative leads in shooting investigations. The NNCTC provides a centralized location for local and state law enforcement agencies to submit digital NIBIN images for expert comparison analysis, providing comparison results in 48 hours or less, instead of the weeks that it takes many state and local agencies to conduct comparisons.
- Input of ballistics data into NIBIN combined with crime gun trace data into eTrace and the National Tracing Center provides essential information from which federal, state, local and tribal law enforcement can identify shooters and firearms traffickers. Additionally, law enforcement can identify regional and national trends in the flow of crime guns to violent criminals.
- NIBIN is a proven investigative and intelligence tool that can identify leads that were not previously available; can link firearms evidence from multiple crime scenes together that were committed with the same firearm; and can link firearms evidence from a crime scene to a recovered firearm. Through the third quarter of FY 2018, NIBIN partners confirmed more than 116,000 linkages, or “hits,” using this technology and investigative tool.
- The Criminal Division (CRM) and U.S. Attorney’s Offices (USAOs) will continue to prosecute violent offenders in complex violent crime cases. CRM and USAOs anticipate they will meet the goal to favorably resolve 90 percent of federal “violent crime” cases.

Summary of Progress – FY 18 End-of-Year

The Violent Crime Reduction Priority Goal tracks three performance measures. As part of the goal, the Department also tracks the progress of the enhanced Project Safe Neighborhoods (PSN) program. All of the measures report progress towards the annual goal, but only one has quarterly targets – *Federal Violent Crime Defendants whose cases were favorably resolved*.

- The Department exceeded its FY 2018 targets for the three performance measures for the Violent Crime Reduction Priority Goal. The FBI increased the percentage of non-Consolidated Priority Organization Targets (CPOTs) gang/criminal enterprise dismantlements by 29%. Collectively the total number of dismantlements reported in FY 2018 was 194, which exceeded the annual target of a 15% increase, or 173 dismantlements.
- Also for FY 2018, ATF reported 54,686 for the total number of NIBIN “hits/leads,” that is the linkage of two or more shootings to the same firearm based upon comparisons of 3D digital ballistic images of spent shell casings recovered from crime scenes and from crime gun test-fires. ATF exceeded its annual target of 50,000 by nearly 5,000, or 9.4%.
- The Department continues to favorably resolve more than 90% of its federal violent crime cases. For FY 2018, the Department handled 14,561 cases, of which 93% were favorably resolved. Throughout the year, the Department exceeded its quarterly target of 90%, by more than 2%, for federal violent crime defendant cases.
- As part of the Project Safe Neighborhoods program, the USAOs developed and implemented district specific violent crime strategies. By the end of FY 2018, all 93 USAOs completed each of the key milestone activities.
 1. Selected a PSN Coordinator
 2. Reviewed their anti-violence strategies
 3. Submitted an initial assessment of their data collection capacity
 4. Submitted a six-month data report on PSN implementation

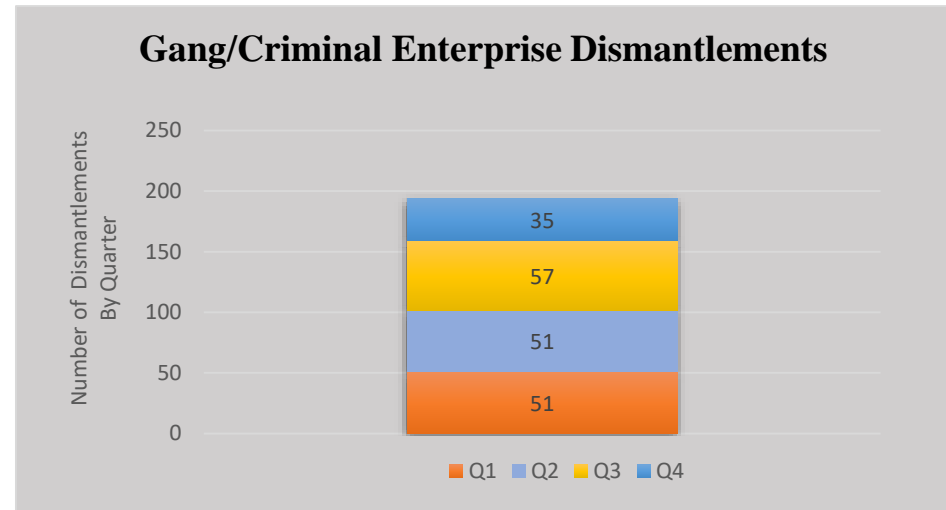
Performance Measures

Performance Measure: Percentage of non-CPOT gang/criminal enterprise dismantlements [FBI]

Baseline Data

	FY 2017	FY 2018	FY 2019
Target	150	^15% (173)	^15% (198)
Actual	178	194	N/A

Progress Update – Q4/End-of-Year



- The baseline used for this measure is its previous FY 2017 target (150). The FY 2018 target reflects a 15% increase over the baseline; the FY 2019 target reflects an additional 15% increase over the FY 2018 target.
- For each quarter, FBI will report on its actual number of dismantlements – however, percentages will be reported at the end of FYs 2018 and 2019, to show the overall increase of dismantlements. Since the Q3 priority goal update, the FBI has adjusted its actuals for Q2 and Q3.
- For Q4, FBI dismantled 35 non-CPOT gang/criminal enterprises. For FY 2018, FBI exceeded its annual target (15%) by increasing the percentage of non-CPOT gang/criminal enterprise dismantlements by 29%. In FY 2018, the FBI dismantled 194 non-CPOT gang/criminal enterprises.

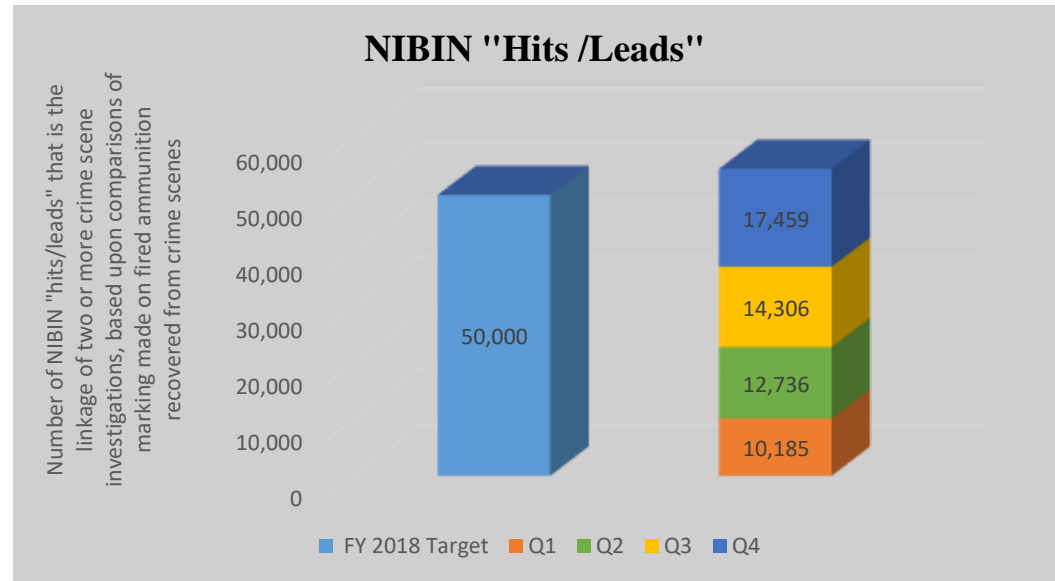
Performance Measures

Performance Measure: Number of NIBIN “hits/leads,” that is the linkage of two or more shootings to the same firearm, based upon comparisons of 3D digital ballistic images of spent shell casings recovered from crime scenes and from crime gun test-fires [ATF]

Historical Data

Fiscal Year	Actual
FY 2014	12,306
FY 2015	51,471
FY 2016	33,542
FY 2017	51,971

Progress Updates – Q4/ End-of-Year



- In FY 2017, ATF recorded 51,971 “hits and leads” – nearly 2,000 more than their current target.
- This measure is targeted annually, however ATF provides a progress update each quarter.
- For Q4 FY 2018, there were 17,459 NIBIN “hits/leads.” In total, ATF exceeded its annual target (50,000), by 9.4%, with a total of 54,686 “hits/leads.” ATF continued to remain on target throughout the year – steadily increasing its number of “hits/leads” each quarter.

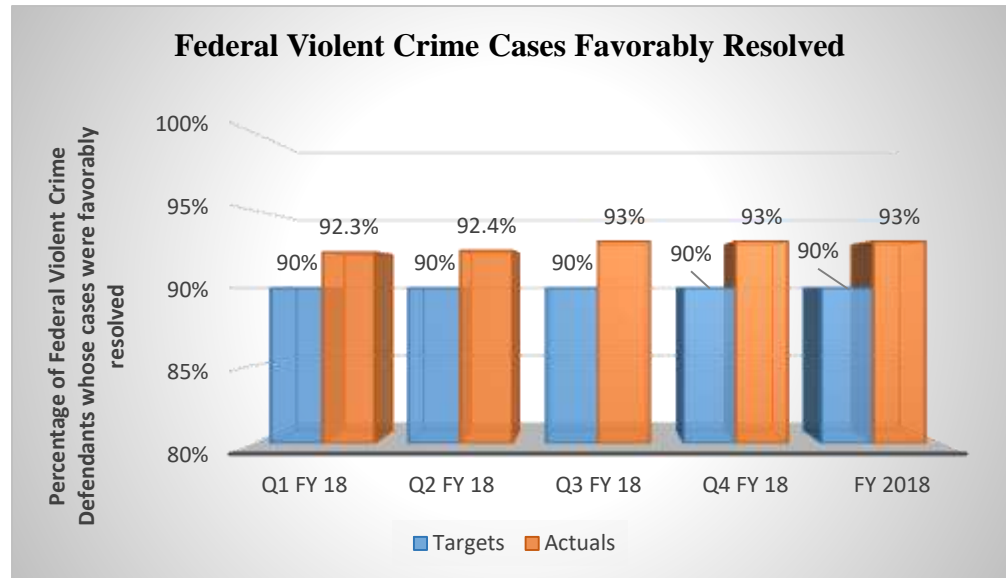
Performance Measures

Performance Measure: Percentage of Federal Violent Crime Defendants whose cases were favorably resolved [USAO, CRM]

Historical Data

Fiscal Year	Actuals
FY 2014	93%
FY 2015	93%
FY 2016	93%
FY 2017	93%

Progress Updates – Q4/End-of-Year



*The quarterly and annual results for this measure have been updated since last reported.

- USAO and CRM will report results for this measure, both quarterly and annually.
- For Q4 FY 2018, 93% of the 3,793 violent crime cases handled by the Department were successfully resolved. For FY 2018, the Department handled a total of 14,561 cases, of which 13,495 (93%) were favorably resolved. Throughout the year, the Department continued to exceed its quarterly targets, by more than 2%.

Key Milestones

- As part of the enhanced Project Safe Neighborhoods (PSN) program, the United States Attorney's Offices (USAOs) will develop and implement a district specific violent crime strategy.
- All 93 USAOs submitted their six-month data reports by June 27, 2018.

Milestone Summary			
Key Milestone	Milestone Due Date	Milestone Status	Comments
Number of USAOs that have selected/maintained PSN Coordinators	Q2, FY 2018	Complete	All 93 USAOs selected/maintained a PSN coordinator by 2/2/2018
Number of USAOs that have reviewed their local anti-violence strategies to ensure they comply with PSN's objectives	Q2, FY 2018	Complete	All 93 USAOs reviewed their local antiviolenence strategies by 2/2/2018
Number of USAOs that have submitted an initial assessment of their data-collection capacity	Q2, FY 2018	Complete	All 93 USAOs submitted their initial data assessment by 2/21/2018.
Number of USAOs that have submitted six-month data reports regarding PSN implementation	Q3, FY 2018	Complete	All 93 USAOs submitted their six-month data reports by 6/27/2018.

Data Accuracy and Reliability

Increase the number of National Integrated Ballistic Information (NIBIN) “hits/leads,” that is the linkage of two or more shootings to the same firearm, based upon comparisons of 3D digital ballistic images of spent shell casings recovered from crime scenes and from crime gun test-fires.

- Hits - Measures the number of times a firearms examiner confirms an Integrated Ballistic Identification System (IBIS) match of two or more electronic images linking two or more separate criminal investigations, where no known connection may have previously existed.
- Leads - Measures the number of times a firearm examiner or NIBIN technician identifies a match of two or more electronic images linking two or more separate criminal investigations, where no known connection may have previously existed. The matches are NOT confirmed by a firearm examiner under a scope and are considered presumptive leads for investigative purposes.
- Data validation and verification is accomplished via quarterly reviews by ATF. There are no identified data limitations at this time.

Favorably resolve 90 percent of federal “violent crime” cases.

- Cases favorably resolved for USAO include those cases that resulted in court judgments favorable to the government, such as convictions and government-endorsed motions to dismiss cases. Favorable resolution for CRM is measured at the defendant level and reported at the conviction stage of the case. Only defendants in violent crime cases in CRM are included. For the purpose of measuring these cases, CRM uses a set of program categories to identify violent crime cases.
- USAO data is entered locally by each district, where district personnel are responsible for ensuring procedures are followed to maintain the integrity of data in the system. Data is collected nationally in CaseView (formerly, the Legal Information Online Network System), which contains information on matters, cases, and appeals handled by all USAOs.

Data Accuracy and Reliability cont.

That data is reviewed by knowledgeable personnel, including data analysts and others; attorneys and support personnel are responsible for ensuring the local procedures are followed for maintaining the integrity of the data in the system.

USAOs routinely examines current and historical data sets, as well as looks toward the future for trends to ensure the data is as accurate and reliable as possible and targets are ambitious enough given the resources provided. USAOs also maintain the accuracy and integrity of the statistical data maintained in CaseView, which contains information on matters, cases, and appeals handled by the USAOs, and the companion USA-5 reporting system, which tracks how USAO personnel spend their time. The data is reviewed by knowledgeable personnel; attorneys and support personnel are responsible for ensuring the local procedures are followed for maintaining the integrity of the data in the system. CRM captures all litigation data in its Automated Case Tracking System (ACTS). Data in ACTS is validated quarterly by the Section Chiefs in each of the litigating sections.

Percentage of non-CPOT gang/criminal dismantlements

- A dismantlement means that the targeted organization's leadership, financial base and supply network have been destroyed, such that the organization is incapable of operating and/or reconstituting itself.
- The FBI Criminal Investigative Division's operational priorities are classified. Therefore, it is only possible to report aggregate data that lacks significant detail. Data are collected routinely and stored on a classified enterprise platform. Data will be validated and verified manually. Changes to prior year data may occur due to factors beyond the control of the FBI's data collection system.